

DI-M9319 Digital Zone Monitor Module



Description

DI-M9319 Digital Zone Monitor Module is designed to connect conventional detectors into addressable system. When any device reports fire signal, the module will transmit the signal to the fire alarm control panel which generates fire alarm and displays the address of the module.

It is also suitable to connect dry contacts input, collect action or fault signals.

Features and Benefits

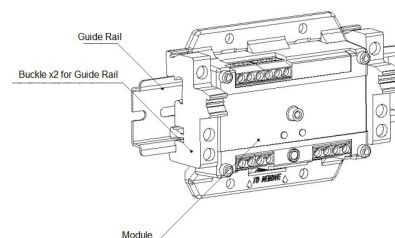
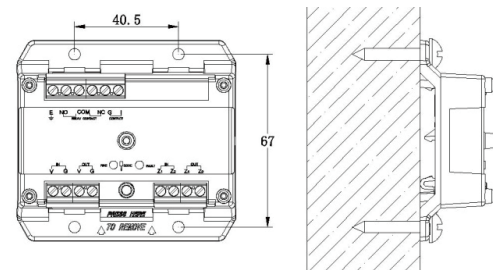
- Input port cable monitoring with 4.7KΩ EOLR
- Monitoring power supply
- Two indicators for fire and fault
- Normally-open or Normally-close output automatically follows input port to change state
- Electronically addressed. Addresses can be modified in field
- Rail mount or surface mount

Certificates and Compliance

- Standards: UL864 / NFPA [70.72]
- Certifications: UL
- WEEE & RoHS Compliant

Installation

The installation points of the module are shown below, Wall-mount and Rail-mount. DIN-35mm rail is applicable.



Terminals and Recommended Cabling

(Z1, Z2) IN & OUT: Loop (SLC) connection, In & Out, non-polarized
 (V, G) IN & OUT: 24VDC power supply, V is positive, G is negative
 I, G: Conventional detectors, polarized

IMPORTANT: This publication is a generic version in which product information is shown for informational purposes only and does not constitute a specific commitment or guarantee. We are constantly pursuing the improvement of product technology to improve product performance, for which we reserve the right to adjust the configuration and technical information of the related products without notice. In addition, the description of system performance in this publication applies only to the usual situation. As a result, there may be a variety of unpredictable special circumstances in the real world, so the realization of the relevant product performance will depend on the professional investigation and analysis and the design plan. Please contact us and we will be happy to provide you with professional advice.

E: Optional Ground connection. This terminal shall not be connected when the 24VDC power circuit provides cable checking. Otherwise, it shall be connected to ground.

COM, NO, NC: Dry contact output terminals.

Recommended Cabling: Minimum 17 AWG, Maximum 14AWG twisted pair cable, and subject to local codes.

Application

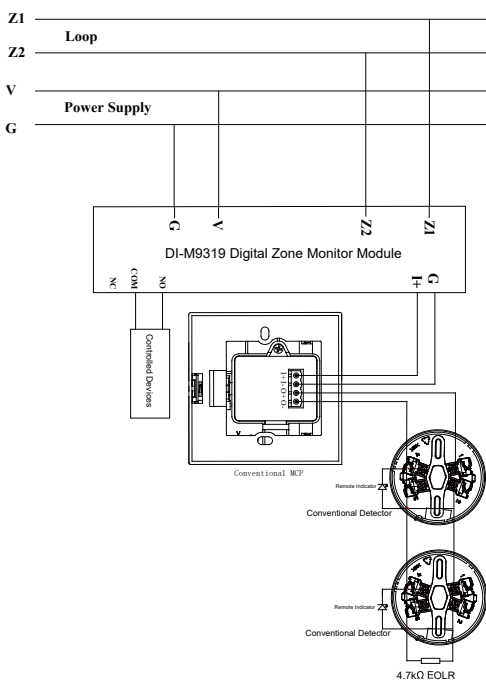
The module is electronically programmable. Set the address by handheld programmer P-9910B. The operation can be done either through the clips-link to the terminals (Z1&Z2), or through the earphone-link to the 3.5mm code-jack.

A typical application connection is shown below. The module can connect up to 30 conventional detectors, manual call points, or the combination.

Note:

When the detectors are connecting with C-9314P passive remote indicator, the module can only connect up to 9 compatible detectors.

If optional FACP features, such as Positive Alarm Sequence (PAS) apply to the input zone, the module shall only connect with automatic fire detectors.



Technical Specification

Operating Voltage (Loop)	24VDC (16VDC - 28VDC) Power Limited
Power Voltage	24VDC (20VDC - 28VDC) Power Limited
Standby Current	≤ 0.26mA (Loop) ≤ 18mA (Power)
Action Current	≤ 0.39mA (Loop) ≤ 60mA (Power)
Output Capacity	2A @ 30 VDC, 0.35PF
Voltage of Input Port	16.8VDC - 27.6VDC
Input Capacity	30 detectors or manual call points , or 9 detectors with remote indicator
Programming	Electronically addressing
Address Range	1 address, from 1 to 242
Indicator	Fire LED: RED, illuminates in fire condition, quiet when 24VDC power is off and flashes in other states Fault LED: Yellow, flashes 0.5s/on and 0.5s/off when input fault occurs, 0.2s/on and 0.8s/off when ground fault occurs, quiet in other states.
Ingress Protection Rating	IP30 (not tested by UL)
Operating Temperature	0°C ~ +49°C
Relative Humidity	≤ 93%, Non Condensing
Material and Color of Enclosure	ABS, white (RAL9016)
Dimension (L×W×H)	85.3mm×78mm×33mm
Weight	About 74.1g

Order Information and Compatible Products

Part No.	DI-M9319
Device Name	Digital Zone Monitor Module
Product No.	10105377
Compatible Panel	GST-M200 Intelligent Fire Panel GST-IFP4M Intelligent Fire Panel
Compatible Device	DC-M9101 Conventional Combination Detector DC-M9102 Conventional Smoke Detector DC-M9103 Conventional Heat Detector DC-M9204 Manual Call Point

Accessories and Tools



Part No.:	P-9910B
Device name:	Handheld Programmer
Product No.:	10104894